

TOTAL SURFACE COVER AND OPTIMAL SEED GERMINATION

- A heavy planter for optimal seed-to-soil contact and maximum germination in a well-prepared seedbed.
- A spring-loaded tine set equalizes the soil surface area for final soil preparation for roller seed placement.
- Leading clod breaking roller for fine seedbed preparation to optimise seedbed quality.
- A uniquely designed and manufactured angled spiral roller ensures seed coverage. After proper compaction occurs, optimum seed depth and fertiliser placement, can take place.
- Large and small seed boxes to accommodate any combination of fertiliser (granular) or multiple seed placement.
- Three models available to accommodate customer requirements.

Scan QR code



ACCURATE TOTAL SURFACE SEED PLACEMENT

APPLICATION OF:

- > FINE SEED CROPS
- > LARGER SEEDS
- > FERTILISER (GRANULE SIZE) WITH SEED



MODELS:	1.8 m FINE SEED PLANTER	2.3 m FINE SEED PLANTER	2.8 m FINE SEED PLANTER
CODE	FPLD18	FPLD23	FPLD28
IMPLEMENT MASS (UNLOADED)	880 kg	940 kg	1250 kg
DIMENSIONS (W X L X H) (METER)	2.2 x 1.6 x 1.1	2.7 x 1.6 x 1.1	3.2 x 1.6 x 1.1
PLANTING WIDTH (METER)	1.8	2.3	2.8
NUMBER OF LOOSENING TINES	8	10	12
SEED/FERTILISER VOLUME (LITRE)	103	132	160
FINE SEED VOLUME (LITRE)	31	40	48
TOWING ACTION	3-point (cat 2)		
TRACTOR REQUIRED	55Hp (lifting)		75Hp (lifting)

GENERAL FEATURES

PLANTING UNIT:

- Light soil loosening tines
- Clod breaking roller
- Compaction roller (different types of rollers available for different applications)

SEED BIN:

- Two seed bins with individual calibration
- Compartment for fine seed
- Bounce plate ensures even spread of seed
- Order of seed bins can be swapped around and the distance between seed bins can be adjusted or changed according to preference

DRIVING OF SEED BIN:

- Simple drive chain from front roller
- No clutch mechanism required
- Ground speed drive of seed bin means that you can change your speed at any time without affecting the calibration of the seed bin.

FRAME:


- Simple and robust construction for extreme working conditions

LIFTING ACTION:


- Three-point

ADVANTAGES


- Known for excellent germination
- Very even distribution of seed
- Two seed bins allow for sowing two types of seed (or seed and fertiliser) simultaneously.
- Simple mechanism eliminates errors during planting process
- Driver friendly
- Robust frame and rollers
- Few parts to wear down
- Uses standard bearings, chains and sprockets




INTERCHANGEABLE SEED BINS



SEED BINS INSIDE VIEW



SPIRAL COMPACTION ROLLER



BASIC COMPONENTS OF THE PLANTING UNIT



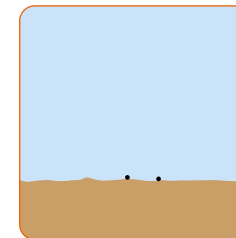
SEEDS ARE COVERED WITH A THIN LAYER OF SOIL DURING THE COMPACTION PROCESS

PLANTING UNIT OPERATION

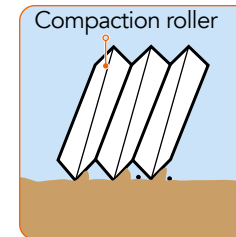
The tines loosen the soil. The clod breaking roller breaks the large clods and the seeds are then sown onto the soil just ahead of the compaction roller which then compacts it. Tines lift up tractor wheel tracks and ensure an even surface for maximum germination.

UNIQUENESS OF THE SPIRAL COMPACTION ROLLER

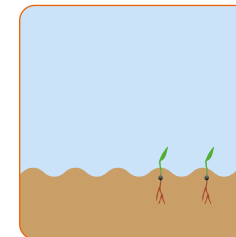
The excellent seed germination is due mainly to the unique design of the spiral compaction roller. When the spiral-rolled angle-iron is rolled over the soil surface, it not only executes a compaction action, but a sideways worm-screw action as well. This action ensures that the seeds are covered with a thin layer of soil during the compaction.



1. Seeds are placed on the soil ahead of the compaction roller.



2. The compaction roller's worm-screw action moves a thin layer of soil sideways while rolling over the seeds. The seeds are compacted at the same time.



3. The seed bed left behind is ideal for seed germination.